


BİLECİK INVESTMENT CLIMATE



INVEST Bilecik
Investment
Support Office
IN BİLECİK





BİLECİK

Kuruluşun şehri

BİLECİK IN FIGURES



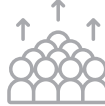
221.693

Population
(2017)



4307 km²

Area



52

Population
Density
(person/km²)



500

Altitude (mt)



8

Number of
Districts



97 million \$

Export



6

Number of
OIZs



4

Number of
R&D Centers

LOCATION

Bilecik which has border in the four geographic regions of Turkey; Marmara, Aegean, Black Sea the Central Anatolia, is also the neighbor of Sakarya to the north, Eskişehir to the east, Kütahya to the South and Bursa to the west.

Bilecik is an alternative living center in the point where Marmara Region is connected to Anatolia. Bilecik by its 2.30 hours distance to İstanbul, 3.30 hours distance to Ankara, 1.30 hours distance to Bursa, 2 hours distance to Düzce, 2.30 hours distance to Afyon and 3 hours distance to Balıkesir; has a population wealth around 24 million in its region. With each passing day, the developing industry is undergoing a serious transformation, especially in recent years, with its transportation and logistical facilities, agricultural and touristic potential.

Bilecik city is one of the most advantageous places of domestic and foreign investors due to its strategic location at the intersection of different regions. It also provides easy access to domestic and foreign markets through transportation facilities including road, rail and port connections.

**“ The Ottoman State
was founded in Bilecik. ”**



TRANSPORTATION

It is 200 km from Bilecik-Istanbul, 317 km from Bilecik-Ankara, 95 km from Bilecik-Bursa, 105 km from Bilecik-Kocaeli and 85 km from Bilecik-Eskişehir. The distance to Bursa Yenişehir Airport is 51 km and the distance to Eskişehir Anadolu Airport is 84 km. In terms of sea transportation, the nearest ports are Gemlik Port 97 km, Yalova Port 110 km away.

Bilecik, which is one of the important cities that use the railway in an active manner, continues its passenger transportation with the High Speed Train (YHT) from 2015 and the freight transportation via the outbound railway. There are flights to and from Bilecik with YHT to Pendik, Gebze, İzmit, Arifiye, Bozüyük, Eskişehir, Polatlı, Sincan, Ankara and Konya.

“ Bilecik is the only city that has territory in 4 geographic region in Turkey. ”



TRANSPORTATION

Logistics Center

Bozüyük; with its location between Bilecik-Eskişehir-Kütahya and easy access to the cities of Ankara, Istanbul, Bursa, is like a natural logistics center. Construction works of Bilecik-Bozüyük Logistics Center are ongoing. Containers, ceramics, insulation materials, iron and steel products, construction materials, military cargoes will be carried from the logistics center. It is foreseen that 2000 people will be employed in the center.

“ **The first official meeting between the Grand National Assembly and the Istanbul Government was held on 5 December 1920 at the Bilecik Train Station.** ”



EDUCATION

In Bilecik, which offers high quality education at all levels from pre-school education to higher education and has high schooling rates, the literacy rate of 97% is above the average of Turkey.

Bilecik Vocational and Technical Anatolian High School contains within itself; Information Technologies, Electrical and Electronics Technology, Machine Technology, Metal Technology, Motor Vehicle Technology, Furniture and Interior Design and Mining Technology departments.

Bilecik Sheikh Edebali University was founded in 2007 and has entered a rapid institutionalization process. 16.377 students are provided with 556 academic and 263 administrative staff at the university which has 6 faculties, 3 institutes, 7 vocational schools, 153 programs and 19 academic units. A university-industry relationship is established through such centers places at the university; as Technology Transfer Office (TTO), Technology Park, Industry Based Vocational Training Center (IBVTC) and Development Center for Sustainable Natural Stone Technologies.



ORGANIZED INDUSTRIAL ZONES

There are a total of six organized industrial zones (OIZs) in Bilecik. Two of these OIZs are located in Bilecik center. The others are in Bozüyük, Osmaneli, Pazaryeri and Söğüt districts. For the Bilecik Center, the 3rd OIZ field works has been started.





INVEST
IN BİLECİK

ORGANIZED INDUSTRIAL ZONES

Bilecik Organized Industrial Zones Current Situation

	1. OIZ	2. OIZ	BOZÜYÜK OIZ	PAZARYERİ OIZ	OSMANELİ OIZ	SÖĞÜT OIZ	TOTAL NUMBER
STARTED YEAR	1976	1993	1996	1995	1996	1999	-
AREA (hectare)	110	380	524	138	97,1	105	1354
NUMBER OF PARCELS	45	84	116	36	17	4	302
NUMBER OF ALLOCATED PARCELS	43	48	50	8	17	2	168
NUMBER OF EMPTY PARCELS	2	36	66	28	0	2	134
NUMBER OF PARCELS IN PRODUCTION	37	22	27	3	5	1	95
NUMBER OF PARCELS IN CONSTRUCTION	0	3	9	1	5	0	18
EMPLOYMENT (by person)	2800	2650	2516	165	222	23	8376

ORGANIZED INDUSTRIAL ZONES

The investments to be made in the OIZs in Bilecik have the possibility to benefit from the 4th Region promotion advantages. It is seen that Bilecik offers a considerable advantage when compared to the OIZs in the surrounding cities in terms of the opportunities offered by the Bilecik OIZs and the prices demanded.

BİLECİK

- **Center 1st OIZ:** 180 TL / m²
- **Center 2nd OIZ:** 90 TL / m²
- **Bozüyük OIZ:** 70 TL / m²
- **Pazaryeri OIZ:** 42 TL / m²
- **Osmaneli OIZ:** 63 TL / m²
- **Söğüt OIZ:** 35 TL / m²

BURSA

- **Demirtaş OIZ:** 3700 TL / m² (approximately)
- **Uludağ OIZ:** 7000 TL / m² (approximately)

ESKİŞEHİR

- **Eskişehir Chamber of Industry OIZ:** 150 TL / m²

KOCAELİ

- **Dilovası OIZ:** 1850 TL / m² (approximately)

SAKARYA

- **Center 1st OIZ:** 1550 TL / m²
- **Kaynarca Furniture Based OIZ:** 200 TL / m²

* The dollar exchange rate is taken as \$ 1 = 6.14 TL.

* The data belongs to 2018.

SECTORS

General View

Bilecik Province has become the center of economic attraction and expansion in recent years with its position in Marmara Region and developing transportation network. The most important share in the Bilecik economy belongs to the ceramic and marble sectors. Besides these, sectors such as machine-metal, food-beverage have an important place in the economy of the province. Bilecik stands out with important agricultural products such as watermelon, quince, tomato, melon, hops, pomegranate, cherry and peach in agricultural production.

BİLECİK - Product Order (first 5 product)			
Rank	Code*	Definition	Number of Capacity Reports
1	08.11.11.36.00	Marble and travertine, cut into rectangular or square blocks or thick slabs	36
2	23.70.11.00.05	Marble; sculpted / cut, polished or decorated	26
3	23.70.12.10.00	Pavements from natural stones, pavement stones, large and flat paving stones (except slate slabs)	17
4	16.24.11.33.00	Flat pallet and pallet belts, wooden	9
5	23.63.10.00.00	Ready-mixed concrete	8

* PRODTR (Industrial Product List in the European Community) Classification System

SECTORS

06

BİLECİK - Activity Order (first 5 activity)			
Rank	Code*	Definition	Number of Capacity Reports
1	08.11	Ornamental and building stone and limestone, gypsum, chalk and slate quarrying	56
2	23.70	Cutting, shaping and finishing of stone and marble	45
3	08.12	Activities of gravel and sand pits; clay and kaolin extraction	21
4	23.31	Manufacture of ceramic tiles and paving stones	15
5	35.11	Electric energy production	11

* PRODTR (Industrial Product List in the European Community) Classification System

SECTORS

06

BİLECİK - Sectoral Distribution of Firms (first 10 sector)			
Rank	Code*	Production Area	Number of Firms
1	36990207	Marble Sheet and Coating Materials, Marble Tiles	40
2	29010102	Marble Dust, Block Marble	28
3	36100112	Ceramic, Mosaic, Coating Materials [Tiles, mosaics, etc.]	13
4	31170101	Bread and Types of Bread	10
5	31160107	Bran and Razmol	7
6	31130207	Convenience food (table d'hote lunch)	7
7	31160101	Flour, Wheat	7
8	29010104	Clay (Bentonite, Kaolen), Liquid Soil, Kizelgur, Calcite	6
9	36100110	Bathtub, Washbasin, Bidet and so on.	5
10	33110121	Impregnated Wood, Baked and Dried Lumber	5

* ISIC Rev. 2 Classification System

SECTORS

There are 18 companies with foreign capital in Bilecik:

Rank	Title	Countries
1	ANADOLU EFES BREWERY VE MALT INDUSTRY JOINT STOCK COMPANY BİLECİK BRANCH	Switzerland (24%)
2	C. P. STANDART FOOD INDUSTRY AND TRADE JOINT STOCK COMPANY BOZÜYÜK BRANCH	Thailand (100%)
3	C. P. STANDART FOOD INDUSTRY AND TRADE JOINT STOCK COMPANY OSMANELİ CENTRAL BRANCH	Thailand (100%)
4	DEMİRER CABLE FACILITIES INDUSTRY AND TRADE JOINT STOCK COMPANY BOZÜYÜK FACTORY	Saudi Arabia (11.98%)
5	DURDEN PLASTIC PRODUCTS AND ADHESIVE FILM TRADE AND INDUSTRY JOINT STOCK COMPANY BİLECİK BRANCH	France (95%)
6	FORMPLAST INSULATION TAPES CONSTRUCTION INDUSTRY AND TRADE LIMITED COMPANY BOZÜYÜK BRANCH	France (6%)
7	KLM MINING INDUSTRY AND TRADE LIMITED COMPANY	China (50%)
8	KORAMIC CONSTRUCTION CHEMICALS INDUSTRY AND TRADE JOINT STOCK COMPANY BOZÜYÜK FACILITY	Belgium (100%)
9	MEFRO WHEELS TURKEY RIM INDUSTRY JOINT STOCK COMPANY BİLECİK BRANCH	Germany (99.8%)
10	MENETREL FOOD INDUSTRY AND TRADE LIMITED COMPANY	Belgium (50%)
11	METKO HÜTTENES ALBERTUS CHEMICAL INDUSTRY AND TRADE JOINT STOCK COMPANY BİLECİK BRANCH	Germany (75%)
12	MİDAL CABLE INDUSTRY AND TRADE JOINT STOCK COMPANY	Bahrain (100%)
13	PANEL RADIATOR INDUSTRY AND TRADE JOINT STOCK COMPANY BOZÜYÜK FACTORY (FACILITIES)	United Kingdom (50%)
14	REHAU POLYMER CHEMICAL INDUSTRY INC. OSMANELİ FACTORY	Switzerland (100%)
15	SÖĞÜT TOPRAK MINING INDUSTRY JOINT STOCK COMPANY BİLECİK SÖĞÜT BRANCH	Belgium (50%)
16	TÜRK DEMİRDÖKÜM FACTORIES JOINT STOCK COMPANY BOZÜYÜK FACTORY (FACILITIES)	Germany (100%)
17	TÜRK YTONG JOINT STOCK COMPANY BİLECİK BRANCH	Germany (25%)
18	ÜÇÖĞÜN CATERING SERVICES INC. BİLECİK BRANCH	Kuwait (50%)

SECTORS


Ceramic Sector

Bilecik ceramics industry; it has an advantage in terms of rich raw material resources in the region; as well as ceramics covering materials from health products to all products, industry leading companies through active production in Bilecik. The presence of raw materials such as feldspar, kaolin and clay, which are considered to be important for ceramic production, in Bilecik province and its provinces caused the first investments in the ceramic sector to be made in this region.

Businesses operating in the ceramic sector in Bilecik province export a lot of their products abroad. Bilecik's close proximity to major cities and major ports in Europe and the Middle East, as well as to the major cities where it has intensive internal appeal, gives the companies operating in the ceramic sector an advantage in terms of both export convenience and cost. Bilecik ceramics industry; constitutes an important pillar of the cluster network in which Eskişehir and Kütahya are located..

Sector Representatives:

Eczacıbaşı Vitra, Bien, Porland, Seranit, Söğütsen, Sanat Toprak, Termal, Akgün, Teknosera, Bozvit, Dogvit



“ More than half of ceramics exported from Turkey is produced by Eskişehir-Bilecik-Kütahya Ceramic Cluster. ”

SECTORS

Marble Sector

Bilecik marble sector; due to the rich reservoir of the region, it is operating both in the form of block marble and marble dust, as well as processed marble slabs, tiles and covering materials. Bilecik marble and marble industry holds an important place in Turkey's economy is very well recognized in both national and international markets. According to the MRE (General Directorate of Mineral Research and Exploration) data, the marble reserves located within the borders of Bilecik have an important place both in terms of quality and type, and one of the most demanded Turkish marble species in the international market is Bilecik Beige.

As a matter of fact, marble sector is one of the leading sectors in Bilecik under the name of decorating and cutting of building stone, shaping and making it available in the research of the leading industrial sectors. In Bilecik natural stone industry, around 1500 workers are employed in 57 factories and 43 factories.

Sector Representatives:

Granitaş, Silkar, Turgut Özen, Tekmar, Bilmertaş, Kartal, TMG, Federal, Limar, Kuzey, Aya, Centay, Aze



“ Bilecik beige marble is a world famous brand. ”

SECTORS

Metal-Machinery Sector

Bilecik province also has an important development acceleration in main-metal and machine sector. The sector has made significant improvements both in the base metal industry and in the machine industry in recent years. Especially casting industry, air conditioning systems, cable and aluminum production, shelf and warehouse systems are important production areas that can be counted under the title of metal-machinery sector in Bilecik.

Sector Representatives:

Demirdöküm, Arslan Aluminum, Odöksan, Demisaş, Demirer Cable, ECM Metal, Temesist, Ertaş Metal, Evren Metal, Ersoy Metal, Türevmak, Kms Machine, Berm-mak



arslan alüminyum
SANAYİ ve TİCARET LİMİTED ŞİRKETİ



temesist®

industrial warehouse engineering

SECTORS

Food and Agriculture Sector

One of the important sectors in the Bilecik economy is the agriculture and food sector. Bilecik in terms of its location, favorable climatic conditions, logistical advantages and agricultural potential; has a significant development potential in the field of food industry based on agriculture.

Sector Representatives:

CP Group, Eti Food, Şenpiliç, Erşan Meat and Meat Products, Bozalan Food, Liman Integrated Fishery, Menetrel Food



“Osmaneli district of Bilecik takes part in the Evliya Çelebi’s Travel Book with its old name Lefke and its famous quince as; “One and a half oke it takes with a watery face, which is not so on the earth.”

”

“Bilecik is in the first place in curly lettuce (greenhouse, 13.870 tons) and hops(1.785 tons) production of Turkey.

”

SECTORS

Other Sectors

In Bilecik, there are many big companies in different sectors besides ceramic, marble, metal-machinery, agriculture and food sectors. These include sectors like; the plastics-chemical industry, paper, cement, glass, furniture and textiles.

Sector Representatives:

Eurodecor, Şişecam, Metko Hüttenes Albertus, Rehau, Çimsa, Sançim, Parkcam, Marmara Paper, Can Energy, Ak Energy, Dedeli Natural Gas, Bozteks



“ The highest quality hops in the world
are grown in Bilecik Pazaryeri.

”

INVESTMENT INCENTIVES

The incentive system, which was enacted by the Council of Ministers Decision dated 15.06.2012 and numbered 2012/3305, consists of 5 different applications:

-General Incentive Practices

It covers all investments that are not to be subsidized.

-Regional Incentive Practices

It aims to reduce the development distinction between provinces and to increase the production and export potential of the provinces.

-Incentives for Prioritized Investments

It is aimed to support certain investment topics with the support of the 5th Region incentives.

-Establishment of Large Scale Investments

Investments are being supported to enhance competition and technology and R & D capacity.

-Incentives for Strategic Investments

High value-added investments that contribute to reducing the current account deficit are supported.

INVESTMENT INCENTIVES

Support Measures	General Investment Incentive Scheme	Regional Investment Incentive Scheme	Priority Investment Incentive Scheme	Large Scale Investment Incentive Scheme	Strategic Investment Incentive Scheme
VAT Exemption	X	X	X	X	X
Customs Duty Exemption	X	X	X	X	X
Tax Deduction		X	X	X	X
SSP* Support (Employer's share)		X	X	X	X
Interest Support**		X	X		X
Land Allocation		X	X	X	X
VAT Refund***					X

* SSP: Social Security Premium

** Provided that the investment is made in Regions 3, 4, 5 or 6 within the frame of the Regional Investment Incentive Scheme.

*** For strategic investments with a minimum fixed investment amount of 500 Million TL.

According to the provincial socio-economic development disparities in Turkey it was determined in 6 incentive regions. Bilecik is in the 3rd zone in the region order and benefits from the 3rd zone incentives in the regional incentive system. It is possible to benefit from the 4th region incentives, provided that the fixed investment amount does not change in the investments made in the organized industrial zones.

INVESTMENT INCENTIVES

07

INCENTIVE MEASURES			REGIONS					
			I	II	III	IV	V	VI
VAT Exemption			YES	YES	YES	YES	YES	YES
Customs Duty Exemption			YES	YES	YES	YES	YES	YES
Tax Deduction *	Rate of Contribution to Investment* [%]	Out of OIZ or IZ**	15	20	25	30	40	50
		Within OIZ or IZ	20	25	30	40	50	55
SSP*** Support (Employer's share)	Support Period	Out of OIZ or IZ	2 years	3 years	5 years	6 years	7 years	10 years
		Within OIZ or IZ	3 years	5 years	6 years	7 years	10 years	12 years
Land Allocation			YES	YES	YES	YES	YES	YES
Interest Support	Local Loans		NO	NO	3 Points	4 Points	5 Points	7 Points
	Foreign Exchange/ FX denominated loans				1 Point	1 Point	2 Points	2 Points
SSP Support (Employee's share)			NO	NO	NO	NO	NO	10 years
Income Tax Withholding Support			NO	NO	NO	NO	NO	10 years

*Within the scope of incentive certificates issued for manufacturing sector (US-97 Code: 15-37); Rate of contribution to investment for each region shall get 15 points additionally and tax deduction rate for each region shall be applied as 100 per cent for the investment expenditures that would be realized between the dates of 1/1/2017 and 31/12/2018.

** OIZ: Organized Industrial Zones

IZ: Manufacturing Investments in Specialized Industrial Zones

*** SSP: Social Security Premium

INVESTMENT INCENTIVES

Investments with incentive certificates realized in Bilecik are examined as of 2010; There is a significant increase in the number of investments, especially in 2016 and 2017, while the amount of investment in 2017 is about 6 times higher than the investment amount of the previous year:

Year	Number of Investments	Investment Amount (TL)
2010	14	295.514.151
2011	15	303.340.814
2012	19	873.038.877
2013	28	195.571.355
2014	18	172.331.235
2015	12	242.698.939
2016	50	231.612.254
2017	67	1.436.657.837



WHY BİLECİK?

- Adequate investment environment with a total of 6 organized industrial zones
- Proximity to domestic and international markets through strategic geographical location
- Istanbul - Ankara - Konya high speed train connection for easy and convenient transportation
- 7.494.366 population at 120 km distance, 23.440.539 population at 250 km distance
- Land, rail and marine networks providing logistical links
- R & D and cluster network growing in ceramic sector
- Natural stone resources (famous Bilecik beige marble)
- 4th zone incentive advantages in investments to be made to OIZs
- Rich agricultural product quality and variety
- Emerging university and qualified labor potential
- High tourism potential with its historical and cultural heritage and natural beauties



BİLECİK ISO (BİLECİK INVESTMENT SUPPORT OFFICE)

Bilecik Investment Support Office; is a unit established within Bursa Eskişehir Bilecik Development Agency and working directly under the General Secretariat of the Agency.

Bilecik Investment Support Office guides you;

- Investment decision making process,
- The process of making a decision on investment,
- In every aspect of the business process after the investment takes place.

You can get all the information about the support mechanisms that you can benefit for your investments, which supports, under which conditions and how you can apply, from the Bilecik Investment Support Office.

Bilecik Investment Support Office with its expert and dynamic staff is pleased to support you with all your needs regarding the investment.





Bilecik Investment Support Office

Bilecik 1. Organize Sanayi Bölgesi Gazi Bulvarı No:2
Bilecik Ticaret ve Sanayi Odası Binası Yan Tarafı Bilecik / Merkez
T: 0224 211 13 27/3 • **F:** 0228 212 00 38 • bilecik@bebka.org.tr

www.investinbilecik.gov.tr



[/InvestinBilecik](https://twitter.com/InvestinBilecik) [/TCBEBKA](https://www.youtube.com/TCBEBKA) [/BEKKA](https://www.linkedin.com/company/BEKKA)